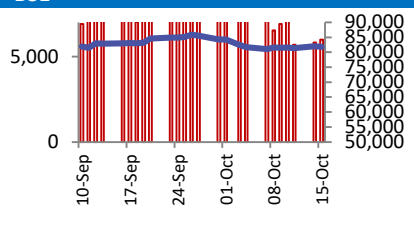
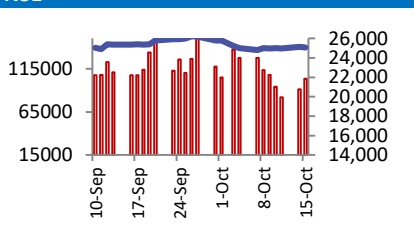


BSE		NSE																													
	<table border="1"> <tr><td>Open</td><td>82102</td></tr> <tr><td>High</td><td>82300</td></tr> <tr><td>Low</td><td>81636</td></tr> <tr><td>Close</td><td>81820</td></tr> <tr><td>Change</td><td>-153</td></tr> <tr><td>Volume (Lacs)</td><td>6291</td></tr> <tr><td>Turnover (Rs.inCr)</td><td>5994</td></tr> </table>	Open	82102	High	82300	Low	81636	Close	81820	Change	-153	Volume (Lacs)	6291	Turnover (Rs.inCr)	5994		<table border="1"> <tr><td>Open</td><td>25186</td></tr> <tr><td>High</td><td>25212</td></tr> <tr><td>Low</td><td>25008</td></tr> <tr><td>Close</td><td>25057</td></tr> <tr><td>Change</td><td>-71</td></tr> <tr><td>Volume(Lacs)</td><td>28752</td></tr> <tr><td>Turnover(Rs.in Cr)</td><td>103530</td></tr> </table>	Open	25186	High	25212	Low	25008	Close	25057	Change	-71	Volume(Lacs)	28752	Turnover(Rs.in Cr)	103530
Open	82102																														
High	82300																														
Low	81636																														
Close	81820																														
Change	-153																														
Volume (Lacs)	6291																														
Turnover (Rs.inCr)	5994																														
Open	25186																														
High	25212																														
Low	25008																														
Close	25057																														
Change	-71																														
Volume(Lacs)	28752																														
Turnover(Rs.in Cr)	103530																														

World Markets	Current	Previous	Pt. Chg	Var(%)
Dow	42740	43065	(325)	-0.8%
Dow Futures	43014	43015	(1)	0.0%
Nasdaq	18316	18503	(187)	-1.0%
FTSE	8249	8293	(44)	-0.5%
Nikkei	39130	39911	(781)	-2.0%
Hang Seng	20190	20319	(129)	-0.6%
Gift Nifty	25034	25054	(20)	-0.1%
Straits Singapore	3609	3595	14	0.4%
South Korea	2618	2633	(15)	-0.6%
Taiwan	23046	23292	(246)	-1.1%
Shanghai	3185	3201	(16)	-0.5%

Commodity Prices	Current	Previous	Pt. Chg	Var(%)
Copper (\$/MT)	9563	9531	32.0	0.3%
Alumin (\$/MT)	2579	2571	8.0	0.3%
Zinc (\$/MT)	3052	3053	(1.0)	0.0%
Brent Crude (\$/bbl)	74.0	74.0	0.0	0.0%
Gold (\$/Ounce)	2667	2663	4.0	0.2%
Silver (\$/Ounce)	32.0	32.0	0.0	0.0%
Light Crude (\$/bbl)	71.0	71.0	0.0	0.0%
N G (\$/mmbtu)	2.0	2.0	0.0	0.0%
Sugar (\$/MT)	585.0	580.0	5.0	0.9%
Rubber (Rs./kg)	198.0	197.0	1.0	0.5%
Baltic Dry Index	1766	1814	(48.0)	-2.6%

Currency Exchange Rate	Current	Previous	Var(%)
Rs./\$ rate	84.04	84.06	-0.02%
Rs./ Euro	91.71	91.87	-0.17%
Rs./Chinese Yuan	11.81	11.80	0.08%
Yen /\$ rate	149.05	149.20	-0.10%
\$ US/Euro	1.09	1.09	0.00%

Dollar Index	Current	Previous	Var(%)
Dollar Index	105.26	105.28	-0.02%

Support/ Resistance Levels for Today		
	Nifty	Bank Nifty Fut
Support 1	24970	51840
Support 2	24900	51500
Resistance	25140	52340

Securities in Ban For Trade	
CHAMBLFERT	IDFCFIRSTB
GNFC	MANAPPURAM
GRANULES	PNB
HINDCOPPER	RBLBANK
SAIL	IEX
NATIONALUM	TATACHEM
BANDHANBNK	LTF

### Market Review

**US:** US stocks dropped on Tuesday, mirroring global markets, as a weak sales forecast from chipmaker ASML hit tech shares, while crude oil prices declined due to easing supply concerns and weaker demand.

**Asia:** Asian indices tracked losses on the Wall Street and were lower in early trade on Wednesday.

**India:** India's benchmark stock indices closed lower on Tuesday, influenced by a decline in Reliance Industries Ltd., which reported disappointing profits for the September quarter. **Market is expected to open on a gap down note and likely to witness profit booking during the day.**

**Global economy:** Japan's core machinery orders fell 1.9% in Aug from the previous month, down for two straight months and the drop was bigger than expected. That compared with a 0.1% decline expected by Reuters poll. On a yoy basis, core orders, a highly volatile data series regarded as a leading indicator of capital spending in the coming six to nine months, fell 3.4%, versus a forecast for 3.6% growth.

World Bank President Ajay Banga on Tuesday warned that a significant widening of the Israel-Gaza war could lead to major impacts on the global economy, calling the steep loss of civilian lives in the region "unconscionable. The war has had a relatively small impact on the global economy thus far, but a significant widening of the conflict would draw in other countries that are larger contributors to global growth, including commodity exporters. Some Western countries are pushing for a ceasefire between Israel and Lebanon, as well as in Gaza, though the United States, Israel's strongest ally, has expressed its continued support and is sending it an anti-missile system and troops.

**Commodities:** Oil prices inched higher in early trade on Wednesday on uncertainty over what may happen next in the Middle East conflict, after demand concerns knocked the market to its lowest since early October in the previous session.

Gold prices inched higher on Wednesday, as U.S. Treasury yields eased, while market participants waited for more U.S. economic data to determine the number of interest rate cuts the Federal Reserve is likely to deliver in the near term.

**Currency:** The U.S. dollar edged higher on Wednesday, taking in stride the release of minutes from the Federal Reserve's September meeting that showed a substantial majority of policymakers backed its outsized 50-basis point rate cut.

FII Derivative Transactions (Rs. Cr)

Contracts	Purchase		Sell		Net	Open Interest (OI)		OI (Previous day)		Change	
	Contract	Value	Contract	Value	Value	Contract	Value	Contract	Value	Contract	Value
Index Future	24859	1714	32341	2126	(412)	515417	34650	517245	34835	(1828)	(185)
Index Option	40865924	2641398	40271810	2605226	36172	6599458	445872	6387718	428596	211740	17276
Stock Future	280820	22850	313926	25084	(2234)	4346376	344119	4350166	345425	(3790)	(1306)
Stock Option	647998	52440	600292	48295	4145	1119298	89169	1137724	90901	(18426)	(1732)
<b>Total</b>	<b>41819601</b>	<b>2718402</b>	<b>41218369</b>	<b>2680731</b>	<b>37671</b>	<b>12580549</b>	<b>913810</b>	<b>12392853</b>	<b>899757</b>	<b>187696</b>	<b>14053</b>

FII All Activity-BBG (Rs Cr)	Buy	Sell	Net
8-Oct-24	15789	21170	(5381)
9-Oct-24	12824	16503	(3679)
10-Oct-24	10098	14835	(4737)
11-Oct-24	6545	10576	(4031)
14-Oct-24	10109	13668	(3558)
<b>Month to date- Oct</b>	<b>115912</b>	<b>175786</b>	<b>(59874)</b>
FII (Prov.) (Rs Cr)	Buy	Sell	Net
9-Oct-24	11726	16289	(4563)
10-Oct-24	16514	21441	(4927)
11-Oct-24	6220	10382	(4163)
14-Oct-24	9364	13096	(3732)
15-Oct-24	16098	17847	(1749)
<b>Month to date-Oct</b>	<b>133218</b>	<b>197093</b>	<b>(63875)</b>
DII (Prov.) (Rs. Cr)	Buy	Sell	Net
9-Oct-24	14842	11333	3509
10-Oct-24	13301	9423	3878
11-Oct-24	11907	8176	3731
14-Oct-24	11598	9319	2278
15-Oct-24	13229	11574	1655
<b>Month to date-Oct</b>	<b>168311</b>	<b>106586</b>	<b>61725</b>
FII Debt - BBG (Rs. Cr)	Buy	Sell	Net
8-Oct-24	1107	2582	(1475)
9-Oct-24	5617	1825	3792
10-Oct-24	1446	2360	(914)
11-Oct-24	2569	2191	378
14-Oct-24	1423	2099	(676)
<b>Month to date- Oct</b>	<b>27067</b>	<b>30322</b>	<b>(3255)</b>

Market Breadth	BSE		NSE	
	No.	%	No.	%
Advance	1986	49%	1322	47%
Decline	1983	49%	1438	51%
Unchanged	95	2%	65	2%

Market Turnover	15-Oct	14-Oct	Var (%)
BSE Cash	5994	5810	3%
NSE Cash	103530	91179	14%
NSE Futures	117200	108967	8%
NSE Options	43425495	23874534	82%
Total (Rs.Cr)	43652219	24080491	81%

Volatility Index	15-Oct	14-Oct
Volatility Index	13.00	13.00

Index PE - TTM	15-Oct	Yr. High	Yr. Low
Sensex	24.0	26.0	21.8
Nifty	23.6	28.8	20.3

Corporate News

**PNC Infratech Bags Order Worth Rs 4,630 Crore In Maharashtra**  
PNC Infratech Ltd. received two letters of acceptance from the Maharashtra State Road Development Corp. for contracts aggregating Rs 4,630 cr. The first order of Rs 2,268 cr includes construction of the access-controlled Pune Ring Road in Pune district, according to an exchange filing on Tues. The second contract of Rs 2,362 cr involves constructing an access-controlled expressway spanning from Jalna to Nanded in Maharashtra, according to a filing. (NDTV)

**Government To Sell Up To 5% Stake In Cochin Shipyard Via OFS**  
President of India, represented by the Ministry of Ports, Shipping and Waterways, has announced plans to sell up to a 5% stake in Cochin Shipyard through an offer-for-sale. The offer will open on Oct. 16 and close on Oct. 17, with the floor price set at Rs 1,540 per share. As the promoter of Cochin Shipyard, the government will sell up to 65.77 lakh equity shares of a face value of Rs 5 each for a base offer of 2.5%. Cochin Shipyard said in its exchange filing. (NDTV)

**Sansera Engineering Sets Floor Price For Rs 1,200-Crore QIP**  
Sansera Engineering Ltd. has set the floor price for its Rs 1,200-crore QIP at Rs 1,635.48 per share. The floor price is at a premium of 3% to Thursday's closing price of Rs 1,587.80 per share on NSE. The company will issue 53.99 cr shares having a face value of Rs 2 each. (NDTV)

Economy

**Export of oil meals from India drops 35 per cent in September**  
Export of oil meals from India, a major raw material for animal feed, has witnessed a drop of 35% in September to 213,744 tn compared to 330,567 tn in Sept 2023, according to the data compiled by the SEA. The overall export of oilmeals during April to Sept of FY24 declined by 9% to 2,082,533 tn compared to 2,276,120 tn during the same period of last year mainly due to reduction in export of rapeseed meal, castorseed meal. (ET)

**Govt, RBI firm ESMA has to change stance on CCIL oversight for any MoU**

The parties most affected by the regulatory impasse are French and German banks with trading operations here. These are Credit Agricole, BNP Paribas, Societe Generale of France and Deutsche Bank of Germany. These banks carry out billions of dollars' worth of trade in Indian bonds and swaps while some also play a key custodian role. (ET)

International

**Wisk Aero partners with Airservices Australia as it readies air taxi launch**

Boeing-owned Wisk Aero has partnered with government agency Airservices Australia to study how air taxis and other autonomous aircraft can be integrated into the country's airspace. The move comes as the electric air taxi maker aims to launch its four-seater autonomous aircraft in Australia before the Brisbane 2032 Olympic and Paralympic Games. (Inv)

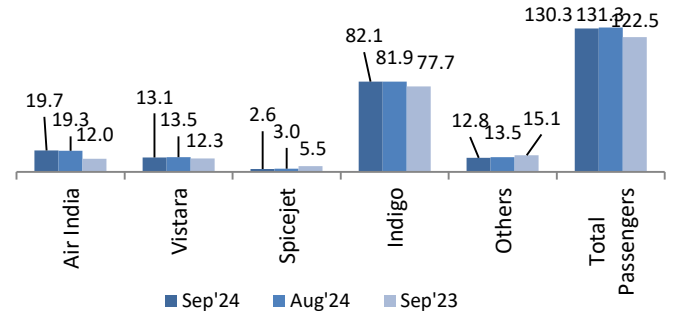
Top 5 Nifty Gainers	15-Oct	14-Oct	Var(%)
BPCL	349	341	2.3%
ICICIBANK	1256	1232	1.9%
BRITANNIA	6069	5978	1.5%
BHARTIARTL	1717	1696	1.3%
ULTRACEMCO	11417	11300	1.0%
Top 5 Nifty Losers	15-Oct	14-Oct	Var(%)
HDFCLIFE	714	741	-3.6%
BAJAJ-AUTO	11522	11899	-3.2%
WIPRO	533	550	-3.0%
BAJFINANCE	7017	7209	-2.7%
HINDALCO	727	743	-2.2%

BSE Index Watch	Last	1 day	1 wk	1 mth	1 yr
SENSEX	81820	-0.2%	0.2%	-1.4%	23.7%
MIDCAP	48694	0.3%	1.7%	-1.1%	50.3%
SMLCAP	57225	1.0%	3.2%	-0.1%	49.3%
AUTO	59405	-0.7%	0.2%	1.9%	58.7%
BANKEK	58933	0.1%	2.0%	-0.4%	18.5%
Capital Goods	72356	0.4%	2.3%	-1.0%	50.4%
FMCG	22807	0.4%	-0.9%	-3.2%	20.3%
Health Care	44748	0.3%	1.8%	0.9%	58.9%
IT	43162	-0.2%	1.0%	-1.7%	34.1%
METAL	33077	-1.6%	-0.2%	3.1%	40.7%
Oil & Gas	30131	0.0%	-0.1%	-2.0%	58.6%
Power	8419	0.0%	1.5%	0.6%	85.3%
Realty	8421	2.1%	4.7%	1.8%	72.9%

NSE USD Futures	15-Oct	14-Oct	Var (%)
Oct Expiry (Rs./\$)	83.97	83.97	0.0%
Nov Expiry (Rs./\$)	84.21	84.21	0.0%
Total Turnover (Rs. Crore)	5324	3070	73%

Sectors	TTM PE
Auto	34.39
Auto Ancillary	54.85
Banking	14.59
Engineering	43.28
Cement	82.25
Diamonds & Jewellery	53.67
Housing Finance	26.98
Infrastructure & Const	35.23
Metals-Aluminium	36.9
Metal – Steel	20.55
Oil Expl.	17.78
Pharma	11.58
Power – Gen. Supp.	47.46
Information Tech.	27.51
Sugar	23.4
Telecom Serv. Prov.	88.73
Tyres	27.85

**Airlines Passenger Addition Data (in Lakhs)**  
(Source: DGCA)



10 year G-Sec Yield	Current	Previous	Change
US	4.03%	4.03%	0 bps
Japan	0.97%	0.97%	0 bps
India	6.77%	6.78%	(1) bps
UK	4.16%	4.24%	(8) bps
Libor 3 Mths	4.85%	4.85%	0 bps

Indian Eco Data	Current	Previous	Var(%)
Forex Reserve (US\$ in bn)	654	652	0.3%
Inflation - WPI	1.84%	1.31%	53 bps
Inflation - CPI	5.49%	3.65%	184 bps

India GDP	Q1FY25	Q4FY24	Var(%)
Growth	6.70%	7.76%	(106)bps

Monetary Policy	Current	Previous	Change
Repo Rate	6.50%	6.50%	0 bps
Reverse Repo Rate	3.35%	3.35%	0 bps
CRR	4.50%	4.50%	0 bps
O/S Banking System Liquidity (Rs bn)	1512	1722	(210.0)

IIP Growth %	Aug-24	Aug-23	Apr-Feb
IIP	-0.1	10.9	4.3
Capital Goods	0.7	13.1	3.6
Mining	1.0	10.0	4.1
Manufacturing	-3.7	15.3	6.6
Electricity	-4.3	12.3	5.1





**Bulk Deal As On 15/10/24**

BSE					
Security Code	Security Name	Client Name	Deal	Quantity	Price
541144	ACTIVE	VT CAPITAL MARKET PRIVATE LIMITED	S	86038	116.89
544231	BROACH	VAIJAYANTI BHALCHANDRA APHALE	B	42000	26.56
534796	CDG	ANISHA FINCAP CONSULTANTS LLP	B	20000	41.81
543516	DHYAANITR	BHAVIN INDRAJITBHAI PARIKH	B	170800	21
543516	DHYAANITR	HARSHA RAJESHBHAI JHAVERI	B	114800	21.05
543516	DHYAANITR	KENUL HEMANTKUMAR SHAH	B	123200	20.8
543516	DHYAANITR	MIRALBEN MEHULKUMAR SHAH	S	103600	21.13
543516	DHYAANITR	RATHOD MANOJ CHHAGANLAL HUF	S	95200	21.24
543516	DHYAANITR	SANDIP JAYSHUKHLAL SHAH	S	924000	20.76
543516	DHYAANITR	SHIV SHAKTI TRADING COMPANY	S	148400	20.8
543516	DHYAANITR	SHIVAM JINDAL	S	145600	21.43
543516	DHYAANITR	SHREE TIRUPATI AVIATION CONSULTANCY PRIVATE LIMITED	B	602000	20.75
543516	DHYAANITR	SKA ASSET SOLUTIONS LLP	B	299600	20.75
531553	DRL	R B K SHARE BROKING LIMITED	B	40000	24.72
531553	DRL	SANTOSH MORE	B	190128	23.91
544164	FAALCON	ANILKUMAR REDDY MADDALA	S	40000	64.65
513579	FFPL	MULTIPLIER SHARE & STOCK ADVISORS PRIVATE LIMITED	S	46000	7.98
513579	FFPL	MULTIPLIER SHARE & STOCK ADVISORS PRIVATE LIMITED	B	23249	7.98
513579	FFPL	RUCHIRA GOYAL	B	70000	7.98
540190	FRANKLININD	MULTIPLIER SHARE & STOCK ADVISORS PRIVATE LIMITED	S	2500000	2
530263	GLOBALCA	NITIN BAKSHI	B	2792130	0.93
513337	GUJTLRM	ZETA GLOBAL FUNDS (OEIC) PCC LIMITED - ZETA SERIES B FUND PC	S	11389437	14.31
505336	HARSHILAGR	ASHWINPATNAIK	B	156100	94.73
505336	HARSHILAGR	MULTIPLIER SHARE & STOCK ADVISORS PRIVATE LIMITED	B	100000	94.73
543546	HEALTHYLIFE	MISTERKAPOORKESHRI	S	150000	57.1
539175	INDRAININD	SAKSHI JAIN	S	36424	12.25
539175	INDRAININD	SHAILESH DHAMELIYA	B	153286	12.33
542924	JANUSCORP	HEMA JAYPRAKASH BHAVSAR	B	70000	11.24
542924	JANUSCORP	VARSHA YADAV	B	94500	11.31
538539	JTAPARIA	ARIHANT CAPITAL MARKETS LIMITED	B	100000	30.6
538539	JTAPARIA	NAVARATHANMAL ANIL KUMAR	S	279963	30.6
538539	JTAPARIA	NAVARATHANMAL ANIL KUMAR	B	95974	29.56
531328	KRETTOSYS	MULTIPLIER SHARE & STOCK ADVISORS PRIVATE LIMITED	S	874681	1.19
514060	MARKOBENZ	AMIN ABDULBHAI NAYANI	S	127175	18.47
514060	MARKOBENZ	DHANANJAY CHOUBEY	B	220000	18.53
514060	MARKOBENZ	KAUSHAL HITESHBHAI PARIKH	B	462000	18.82
514060	MARKOBENZ	MINDTREE MACHINERY PRIVATE LIMITED	S	106590	18.45
514060	MARKOBENZ	MUKESHBHAI HIRABHAI PATEL	S	379628	18.59
514060	MARKOBENZ	RANJAN SHUKLA	B	100100	18.83
514060	MARKOBENZ	SAUMIL ARVINDBHAI BHAVNAGARI	S	99000	18.83
514060	MARKOBENZ	SAVAN RAJENDRAKUMAR PATEL	B	282623	18.68
514060	MARKOBENZ	SEIFER RICHARD MASCARENHAS	S	119113	18.83
523704	MASTEK	AALIDHRA TEXTTOOL ENGINEERS PRIVATE LIMITED	B	200000	2800.81
523704	MASTEK	SMALLCAP WORLD FUND INC	S	530000	2801.68
531810	METALCO	PRATIK RAJIV PANDYA	S	61957	95.51
539767	MNIL	SEEMA	S	31100	20.03
539767	MNIL	SITA RAM	B	31100	20.03
530173	OSCARGL	HETAL VIPULBHAI GOPANI	S	51099	9.04

530173	OSCARGLO	RUCHIRA GOYAL	B	59806	9.04
531395	PADAMCO	CHETAN SHANTILAL SHAH	B	100000	136.05
531395	PADAMCO	HARDIK JAWAHARBHAI MEHTA	B	50000	136.05
531395	PADAMCO	MULTIPLIER SHARE & STOCK ADVISORS PRIVATE LIMITED	S	25000	136.05
531395	PADAMCO	RAJEV GUPTA	S	210000	136.05
531395	PADAMCO	SAPNA MITTAL	B	36000	136.05
531395	PADAMCO	SHILPA SUNIL MAJITHIA	B	36000	136.05
526345	PANJON	MANJU GAGGAR	B	132323	20.27
526345	PANJON	MONOTYPE INDIA LIMITED	S	110000	20.22
526490	PRATIK	PRASHANT KANUBHAI MODI HUF	B	433464	5.83
540703	PROCLB	NARANG REAL ESTATE PRIVATE LIMITED	S	48166	22.97
511557	PROFINC	MANOJ KUMAR	B	1200000	2.04
511557	PROFINC	MANSI SHARE & STOCK ADVISORS PRIVATE LIMITED	B	2000000	2.04
511557	PROFINC	MUKESH CHANDAK	B	2356797	2.04
539760	RELICAB	HARSHA RAJESHBHAI JHAVERI	S	73030	139.27
539760	RELICAB	MUKESH MADANLAL JAIN	B	100000	136.89
539760	RELICAB	SAJJAN KUMAR PATWARI	S	84047	136.68
543744	REXSEAL	ARYAMAN BROKING LIMITED	B	13000	210
543744	REXSEAL	PRIYA JAIN	S	13000	210
544257	SAFE	GOVIND SABOO	B	30000	68.29
544257	SAFE	JITENDRA MULARAM CHOUDHARY	S	159000	66.2
544257	SAFE	VINEET KUMAR TIBREWALA	S	30000	66.47
544257	SAFE	VINEET KUMAR TIBREWALA	B	30000	65.55
538212	SHARPINV	GOURAVKUMAR	B	1270000	0.88
544272	SHIVTEXCHEM	FINAVENUE GROWTH FUND	B	149600	239
544272	SHIVTEXCHEM	ISHAAN TRADEFIN LLP	B	116800	239.34
544272	SHIVTEXCHEM	MANSI SHARE & STOCK ADVISORS PRIVATE LIMITED	B	159200	236.36
544272	SHIVTEXCHEM	MAVIRA GROWTH OPPORTUNITIES FUND	B	128000	239
544272	SHIVTEXCHEM	SAHASTRAA ADVISORS PRIVATE LIMITED	B	147200	238.21
540914	SRUSTEELS	KETAN RAJENDRA ACHARYA	S	501600	8.8
540914	SRUSTEELS	RATHOD MANOJ CHHAGANLAL HUF	B	400000	8.82
540914	SRUSTEELS	SACHIN HIRALAL VORA	S	385091	8.82
540914	SRUSTEELS	SHREE SADGURU INVESTMENTS	S	345938	8.56
540914	SRUSTEELS	SHREE SADGURU INVESTMENTS	B	594731	8.56
543745	SVS	ELITE BUSINESSMEN SERVICES	S	126000	18.4
543745	SVS	MILAN JAYVANTLAL MITHANI(HUF)	S	174000	18.66
543745	SVS	SREEKANDAN NAIR	B	108000	18.49
543745	SVS	VISHWADEEP MOHANLAL SHARMA HUF	B	120000	18.37
533170	TAMBOLIIN	AAMARA VENTURES LLP	S	54820	143.07
530459	VALSONQ	SRIDHAR ARIGALA	S	85141	33.17
508494	WARRENTEA	PRADEEP KUMAR SARAF	S	100000	65.23

NSE

Security Code	Security Name	Client Name	Deal	Quantity	Price
ASHOKAMET	Ashoka Metcast Limited	HEMANG GHANSHYAMBHAI GOL	SELL	227000	35.25
ATALREAL	Atal Realtech Limited	VENKATESHWARA INDUSTRIAL PROMOTION CO.LIMITED	SELL	2000000	8.95
ATALREAL	Atal Realtech Limited	YELLOWSTONE VENTURES LLP	BUY	620698	8.84
CUBEXTUB	Cubex Tubings Ltd	ENSPIRE INSTITUTE OF PROFESSIONAL STUDIES LLP	SELL	80000	111.86
DHARIWAL	Dhariwalcorp Limited	RUPAL NILESH SHAH	BUY	58800	152.64
FORCAS	Forcas Studio Limited	LOTUS VALUE FUND	SELL	89600	100
GAJANAND	Gajanand International L	NIKUNJ STOCK BROKERS LTD	SELL	150000	22.75
GAJANAND	Gajanand International L	SHRISHTI AGRAWAL	BUY	126000	22.74
GANDHAR	Gandhar Oil Refine Ind L	UPADHYAYA AJAY SHIV NARAYAN	BUY	500000	230.14
GARUDA	Garuda Construct N Eng L	SOCIETE GENERALE	SELL	721527	105
JALAN	Jalan Transolu. India Ltd	VAX ENTERPRISE PRIVATE LIMITED	SELL	105000	4.18
MAXPOSURE	Maxposure Limited	AUGMENTA VALUE TRUST - SCHEME 1	SELL	120000	100.68
MITTAL-RE1	Mittal Life Style Ltd	GOVIND RAM PATODIA	SELL	1590316	0.21
MRO-TEK	MRO-TEK Realty Ltd	JITENDRA MOHANDAS VIRWANI	SELL	189692	97.64
MRO-TEK	MRO-TEK Realty Ltd	SHARAVATHY CONDUCTORS PRIVATE LIMITED	BUY	103010	98.52
NAMOEWASTE	Namo eWaste Management	SATISH SINGHAL	BUY	120000	172.88
NITCO	Nitco Limited	JM FINANCIAL ASSET RECONSTRUCTION COMPANY LIMITED	SELL	596186	95.77
PAR	Par Drugs and Chem Ltd	ECONO TRADING & INVESTMENT PRIVATE LIMITED	BUY	82000	240.1
PAR	Par Drugs and Chem Ltd	JAINAM BROKING LIMITED	SELL	82000	240.09
PHOGLOBAL	Phoenix Overseas Limited	MANSI SHARE AND STOCK ADVISORS PVT LTD	SELL	108000	34.77
SLONE	Slone Infosystems Limited	ROHAN SUDHAKAR JADHAV	SELL	32000	156.61
SBGLP	Suratwala Bus Group Ltd	DIVYAYUDH TRADING PRIVATE LIMITED	BUY	1200000	138.03
SBGLP	Suratwala Bus Group Ltd	JAINAM BROKING LIMITED	SELL	1200000	138.03
TGL	Teerth Gopicon Limited	MULTIPLIER SHARE & STOCK ADVISORS PRIVATE LIMITED	SELL	62400	494.42
UNIVASTU	Univastu India Limited	CHANAKYA OPPORTUNITIES FUND I	BUY	102000	227.14
UNIVASTU	Univastu India Limited	VAX ENTERPRISE PRIVATE LIMITED	SELL	59196	227
VEEKAYEM	Veekayem Fash & App Ltd	CHANAKYA OPPORTUNITIES FUND I	BUY	30000	314.74
VERITAAS	Veritaas Advertising Ltd	ASTORNE CAPITAL VCC ARVEN	SELL	16800	137.1
VINNY	Vinny Overseas Limited	MULTIPLIER SHARE & STOCK ADVISORS PRIVATE LIMITED	SELL	5626906	1.92
VINNY	Vinny Overseas Limited	NIRAV DINESHBHAI CHAUDHARI	BUY	5000033	1.92

**Disclosure:**

Research Reports that are published by Nirmal Bang Securities Private Limited (hereinafter referred to as "NBSPL") are for private circulation only. NBSPL is a registered Research Analyst under SEBI (Research Analyst) Regulations, 2014 having Registration no. INH000001766. NBSPL is also a registered Stock Broker with National Stock Exchange of India Limited, BSE Limited, Metropolitan Stock Exchange of India Limited, Multi Commodity Exchange of India Limited and , National Commodity and Derivative Exchange Limited in Capital Market , Equity and Commodities derivatives segments and Currency Derivatives Segment .

NBSPL has other business divisions with independent research teams separated by Chinese walls, and therefore may, at times, have different or contrary views on stocks and markets.

NBSPL or its associates have not been debarred / suspended by SEBI or any other regulatory authority for accessing / dealing in securities Market since last 20 years. NBSPL, its associates or analyst or his relatives do not hold any financial interest (Except Investment) in the subject company. NBSPL or its associates or Analyst do not have any conflict or material conflict of interest at the time of publication of the research report with the subject company. NBSPL or its associates or Analyst or his relatives may or may not hold beneficial ownership of 1% or more in the subject company at the end of the month immediately preceding the date of publication of this research report.

NBSPL or its associates / analyst has not received any compensation / managed or co-managed public offering of securities of the company covered by Analyst during the past twelve months. NBSPL or its associates have not received any compensation or other benefits from the company covered by Analyst or third party in connection with the research report. Analyst has not served as an officer, director or employee of Subject Company. NBSPL / analyst has not been engaged in market making activity of the subject company.

**Analyst Certification:** The research analysts and authors of these reports, hereby certify that the views expressed in this research report accurately reflects my/our personal views about the subject securities, issuers, products, sectors or industries. It is also certified that no part of the compensation of the analyst(s) was, is, or will be directly or indirectly related to the inclusion of specific recommendations or views in this research. The analyst(s) principally responsible for the preparation of this research report and has taken reasonable care to achieve and maintain independence and objectivity in making any recommendations.



**Disclaimer:**

The Research Report is for the personal information of the authorized recipient and does not construe to be any investment, legal or taxation advice. NBSPL is not soliciting any action based upon it. Nothing in the research report shall be construed as a solicitation to buy or sell any security or product, or to engage in or refrain from engaging in any such transaction. In preparing the research report, we did not take into account the investment objectives, financial situation and particular needs of the reader.

The research report has been prepared for the general use of the clients of NBSPL and must not be copied, either in whole or in part, or distributed or redistributed to any other person in any form. If you are not the intended recipient you must not use or disclose the information in the research report in any way. Though disseminated to all the customers simultaneously, not all customers may receive the research report at the same time. NBSPL will not treat recipients as customers by virtue of their receiving the research report. The research report is not directed or intended for distribution to or use by any person or entity resident in a state, country or any jurisdiction, where such distribution, publication, availability or use would be contrary to law, regulation or which would subject NBSPL & its group companies to registration or licensing requirements within such jurisdictions.

The report is based on the information obtained from sources believed to be reliable, but we do not make any representation or warranty that it is accurate, complete or up-to-date and it should not be relied upon as such. We accept no obligation to correct or update the information or opinions in it. NBSPL or any of its affiliates or employees shall not be in any way responsible for any loss or damage that may arise to any person from any inadvertent error in the information contained in the research report. NBSPL or any of its affiliates or employees do not provide, at any time, any express or implied warranty of any kind, regarding any matter pertaining to this report, including without limitation the implied warranties of merchantability, fitness for a particular purpose, and non-infringement. The recipients of the research report should rely on their own investigations.

This information is subject to change without any prior notice. NBSPL reserves its absolute discretion and right to make or refrain from making modifications and alterations to this statement from time to time. Nevertheless, NBSPL is committed to providing independent and transparent recommendations to its clients, and would be happy to provide information in response to specific client queries.

Before making an investment decision on the basis of research report, the reader needs to consider, with or without the assistance of an adviser, whether the advice is appropriate in light of their particular investment needs, objectives and financial circumstances. There are risks involved in securities trading. The price of securities can and does fluctuate, and an individual security may even become valueless. International investors are reminded of the additional risks inherent in international investments, such as currency fluctuations and international stock market or economic conditions, which may adversely affect the value of the investment. Opinions expressed are subject to change without any notice. Neither the company nor the director or the employees of NBSPL accept any liability whatsoever for any direct, indirect, consequential or other loss arising from any use of the research report and/or further communication in relation to the research report. Here it may be noted that neither NBSPL, nor its directors, employees, agents or representatives shall be liable for any damages whether direct or indirect, incidental, special or consequential including lost revenue or lost profit that may arise from or in connection with the use of the information contained in the research report.

Copyright of this document vests exclusively with NBSPL.

Our reports are also available on our website

Registration granted by SEBI and certification from NISM in no way guarantee performance of NBSPL or provide any assurance of returns to investors.

**Nirmal Bang Research (Division of Nirmal Bang Securities Pvt. Ltd.)**

B-2, 301/302, Marathon Innova,  
Opp. Peninsula Corporate Park  
Off. Ganpatrao Kadam Marg  
Lower Parel(W), Mumbai-400013  
Board No. : 91 22 6723 8000/8001  
Fax. : 022 6723 8010